

Display Board

1. Boards are called "tri-fold" boards. They are generally a standard size. Boards can be any color. Maximum Size: 48 Inches Wide / 30 Inches Deep / 72 Inches High
2. Boards may be bought at Hobby Lobby, Michael's, or any store that sells them.
3. You need to use rubber cement, rather than Elmer's or other water-based glues.
4. Contents on the board:
 - You may use newspaper articles, magazine articles, or pictures from any source. The pictures need to be in color.
 - Every board must have a *scripture verse* that exemplifies the topic.
 - Lettering on the board can be many different types:
 - Press on letters, computer printed, etc.
5. Three dimensional pictures or drawings look very good on the board.
6. Pictures and articles MUST have a border around them.
7. See attached Display Safety Standards

Helpful Hint: Place your items on the board the way you want them before you glue them down. Trying to remove them after gluing can tear the board, which is made of paper.

Dual Credit Students MUST do a Science Project. A research paper is not required, but a project is. Dual Credit Students may do a Non-experiment project in either PowerPoint or create a backboard with a model, or an Experiment or Engineering project with only a Backboard with model.

PowerPoint for Non-Experimental Projects ONLY

The 11th and 12th grade students *only* have the option to do a PowerPoint Presentation instead of a backboard and model. The presentation must have a minimum of 20 slides that include a Title with your name, Intro, Bible Verse, Pictures (limited animation), Graphs, Summary, etc. Presentation should be appealing to the eye, not a slide full of typed information – use bullets, accents, etc. with typed information. All work must be quoted and cited. PowerPoint must be stored on a flash drive and be compatible with TCS computer systems (PowerPoint version .02). If you have questions on compatibility and the saving format ask Mr. Arthur. Any other questions *ask, ask, and ask.*

Display Safety Standards

The following rules that are based on the rules of the International Science and Engineering Fair (ISEF) must be followed. A copy of the ISEF rules may be obtained online at www.societyforscience.org/isef/students/rules_regulations.asp.

Note: The following rules only apply to what is included in the actual display. The following items can be used for the project only if they are represented by photographs, drawings, or artificial items in the actual display.

A. Not Allowed in Project Display

Anything potentially dangerous to the public is prohibited in your ACSI Science Fair display, including, but not limited to, the following as determined by the entrant's adult sponsors and the event chair:

1. No living organisms, including plants
2. No taxidermy specimens or parts
3. No preserved vertebrate or invertebrate animals
4. No human or animal food
5. No human/animal parts or body fluids (for example, blood, urine)
6. No plant materials (living, dead, or preserved) that are in their raw, unprocessed, or nonmanufactured state (exception: manufactured construction materials used in building the project or display)
7. No laboratory/household chemicals, including water (exceptions: water that is integral to an enclosed apparatus)
8. No poisons, drugs, controlled substances, hazardous substances or devices (for example, firearms, weapons, ammunition, reloading devices)
9. No dry ice or other sublimating solids
10. No sharp items (for example, syringes, needles, pipettes, knives)
11. No flames or highly flammable materials
12. No batteries with open-top cells
13. No photographs or other visual presentations depicting vertebrate animals in surgical techniques, dissections, necropsies, or other lab procedures
14. No active Internet or email connections as part of displaying or operating the project at the ACSI Science Fair
15. No glass or glass objects unless deemed by the entrant's adult sponsors and event chair to be an integral and necessary part of the project (exception: glass that is an integral part of a commercial product such as a computer screen)
16. No apparatus deemed unsafe by the entrant's adult sponsors and the event chair (for example, large vacuum tubes or dangerous ray-generating devices, empty tanks that previously contained combustible liquids or gases, pressurized tanks)


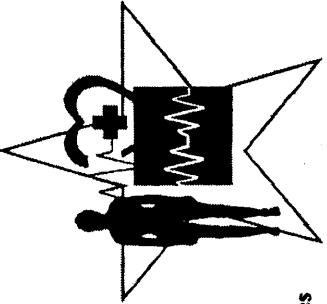

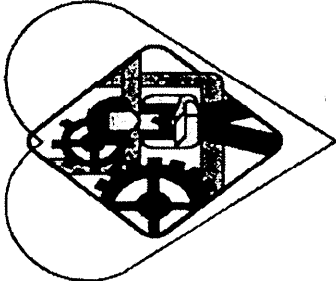
B. Allowed in Project Display *but* with the Restrictions Indicated

1. Soil or waste samples if permanently encased in a slab of acrylic
2. Postal addresses, World Wide Web and email addresses, telephone numbers, and fax number of the entrant only
3. Photographs and/or visual depictions if
 - a) They are not deemed offensive by the entrant's adult sponsors and the event chair

Student Activities **Science Fair** Coordinator's Handbook—Display Safety Standards

- b) Their origins are credited (such as the photographer, a website, magazines, newspapers, journals)
 - c) They are photographs or visual depictions of the entrant
 - d) They are photographs of human subjects who have signed consent forms
4. Rockets or any apparatus with unshielded belts, pulleys, chains, and moving parts with tension or pinch points if for display only and not operated
 5. Class II lasers if
 - a) Operated only by the entrant, and only during judging
 - b) Labeled with a sign reading "Laser Radiation: Do Not Stare into Beam"
 - c) Enclosed in protective housing that prevents physical and visual access to the beam
 - d) Disconnected when not being operated
 6. Class III and IV lasers if only for display and not operated
 7. If adequately insulated, any apparatus producing temperatures that will cause physical burns
 8. Behavioral studies for which there are signed consent forms (See ISEF forms listed on Project Approval Form.)
- C. Electrical Regulations at the ACSI Science Fair
1. Entrants requiring 120 or 220 Volt A.C. electric circuits (maximum allowed and as available at facility) must provide a UL-listed 3-wire extension cord that is appropriate for the load and equipment.
 2. All electrical connectors, wiring, switches, extension cords, fuses, etc., must be UL-listed and must be appropriate for the load and equipment. Connectors must be soldered or made with UL-listed connectors. Wiring, switches, and metal parts must have adequate insulation and over-current safety devices (such as fuses) and be inaccessible to anyone other than the entrant. Exposed electrical equipment or metal that possibly may be energized must be shielded with a nonconducting material or with a grounded metal box to prevent accidental contact.
 3. There must be an accessible, clearly visible on/off switch or other means of disconnect from the 120 or 220 Volt power source.

Put Name and Grade
on the back, top – right side
of your backboard

 <p>News or Magazine Articles</p>  <p>Pictures</p>	<p>TITLE</p>  <p>3 Dimensional Picture of Project Theme</p>	<p>Scripture Verse</p>  <p>More Pictures or Diagrams</p>
---------------------------------------------------------------------------------------------------------------------------------------------------------------------------------------------------------------------------	---------------------------------------------------------------------------------------------------------------------------------------------------------------	----------------------------------------------------------------------------------------------------------------------------------------------------

**Display Board
Model**